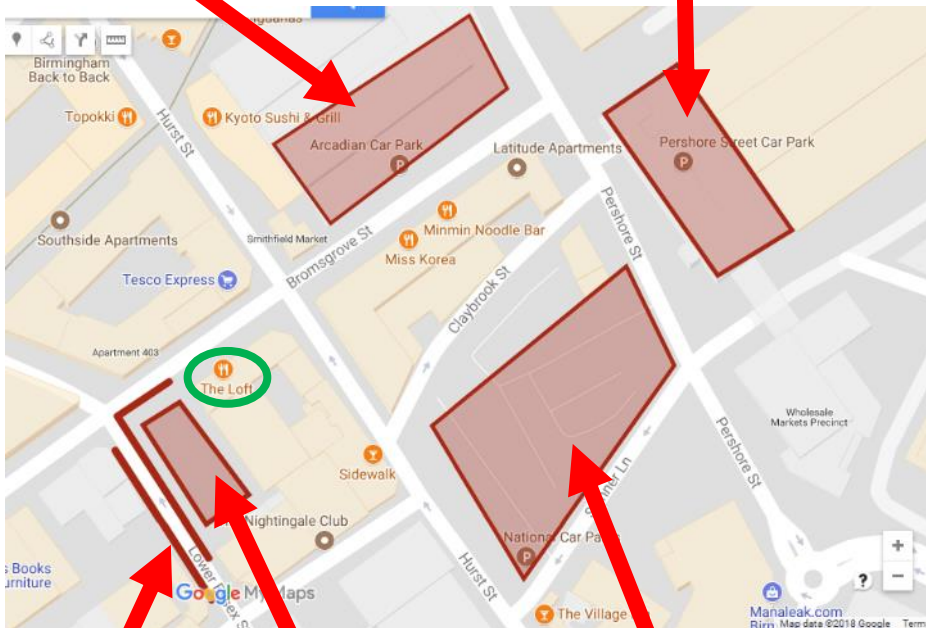


Car parking near The Loft, 143 Bromsgrove St, B5 6RG.

Arcadian
(Modern multistorey.
Entrance Bromsgrove st)
Expensive!)

Pershore street
(Older multistorey)



On street parking
Lower Essex Street
(~£1 an hour
Free after 6pm)

Pershore street
(standard NCP carpark)

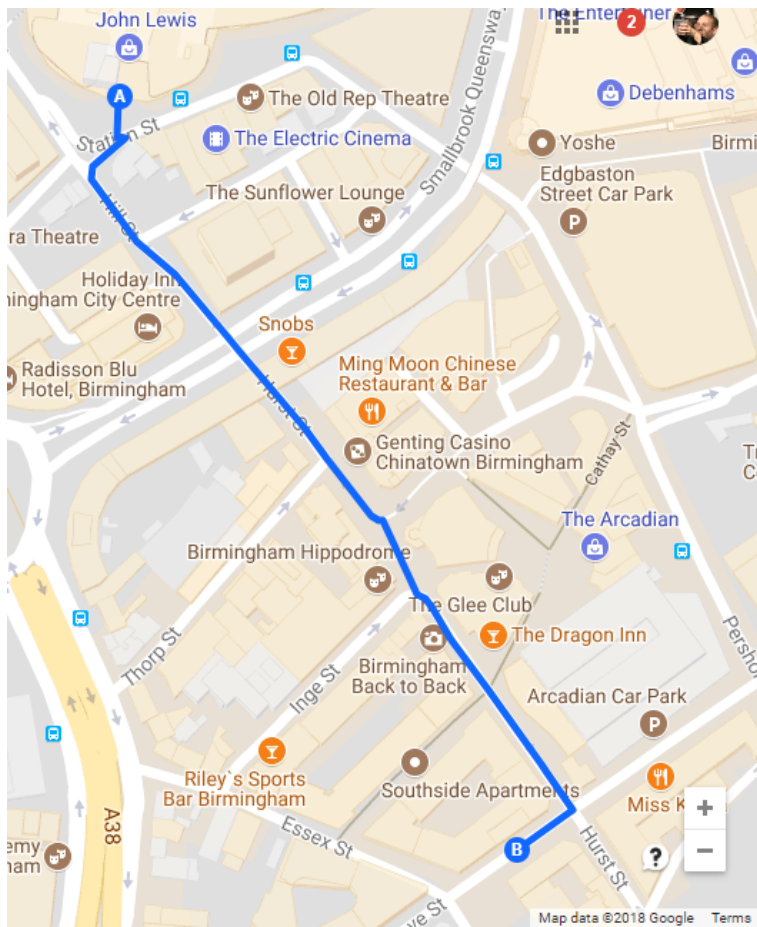
Gravel car park
(Next to venue. Cash only)

Walking directions from Birmingham New Street Station.

Venue:
The Loft, 143
Bromsgrove St,
Birmingham,
B5 6RG

Time:
5-10 mins.

If you'd like someone to
arrange to meet you at
the station and give
some assistance, please
get in touch.
midlands@thepsa.co.uk



Bar entrance
(5pm onwards)


Conference rooms
Entrance (locked around 7pm)

1. Exit the station by the doors behind the John Lewis escalators. The Platform 12 side of station. Hema will be on your left, Starbucks on your right.




2. Walk down the steps outside the exit. Cross the street and turn left to walk down Hill Street.

For step free access: when you exit the station doors, follow the path around to the right and there is a lift that will get you down to street level.



3. Continue walking along Hill street. The photo is taken with the Holiday Inn entrance on the right. Cross the road ahead and walk under the 'building bridge' onto Hurst Street. (Direction of the arrow).



4. Keep walking along the right hand side of Hurst street towards the Arcadian and Hippodrome theatre.



5. Keep walking along the right hand side of Hurst street. Walk past the Hippodrome theatre and cross the road.



6. Keep walking along the right hand side of Hurst street. When you reach the Tesco shop on the corner turn right onto Bromsgrove Street.



7. When you're standing on the corner of Hurst and Bromsgrove streets (next to Tesco) you'll see the venue.



8. If the conference doors are open (far right of the building) use them if not, the bar doors are open from 5pm and you'll need towards the toilets and turn right. Step free access via the bar doors.



9. From the conference doors, walk straight up the stairs in front of you to the 1st floor. Or alternatively use the lift which is in the corridor behind the stairs.

10. Take a right at the top of the stairs and keep walking along the long corridor. At the end take a left turn and the room we use is straight in front of you.

11. Say "Hello" and grab a brew!